


*With the exception of our dining ship, the *Royal Argosy*, all boats used are subject to change. Please call Argosy at 206.623.1445 or 1.888.623.1445 to confirm the boat used for your event date. Guests with mobility needs are assured seating near windows on the main deck. For all tour docks, please anticipate a 200-yard distance. In addition, tides can affect the degree of slope on the ramps. We will always have staff assist anyone with mobility needs.











GUIDELINES : Argosy Events			RAMP ENTRY WIDTH	Accessible for electric scooter	RESTROOM ENTRY WIDTH	RESTROOM FRIENDLY
CRUISE	ACTIVITY LEVEL	BOAT				
Harbor Cruise	☆☆	<i>Spirit of Seattle*</i>	42"	YES	29"	YES
Locks Cruise	☆☆	<i>Goodtime 3*</i>	29"	Limited at times of year Lake level varies, please call: Requires 24-hour notice	19"	NO
Lakes Seattle Cruise	☆	<i>Champagne Lady *</i>	26" @ bow 28" @ stern	Limited at times of year Lake level varies, please call: Requires 24-hour notice	23"	NO
Kirkland Lake Cruise	☆	<i>Sightseer*</i>	31"	Limited at times of year Lake level varies, please call: Requires 24-hour notice	26"	NO
Dining Cruises	☆☆	<i>Royal Argosy</i>	suitable for all widths	YES	Fully Wheelchair Friendly	YES
Tillicum Village Facility	☆☆	100 yard distance from boat to Longhouse via ramp affected by tides. Gravel path is 15° slope.	Wheelchair Friendly	YES	Fully Wheelchair Friendly	YES
Activity Level 1:	☆	Short walks to or from ticket booths to the boat on flat docks. May include short-sloped gangways and/or 3-4 steps to board and disembark boat.	Activity Level 2:	☆☆	Short walks to or from the ticket booth to the boat on some docks affected by tides, uneven terrain, and/or occasional large wakes, occasional steps and/or sloped gangways. At low tides, guests may negotiate 55 foot long ramp with 15-20 degree slope.	

CREW REFERENCE FOR ACCESSIBILITY GUIDELINES FOR VESSELS & FACILITIES:

Use this guide to give specific information for boats doing the tour: **Always check the schedule.** The information provided is intended to provide our Guests with general access information about our products and facilities. We make every effort to help our guests have a fun and enjoyable experience on the water. Our crew will assist our guests who need assistance or who have mobility needs. Service animals trained to perform a service are allowed on board. Service animals which contact other guests, or are not in control, will not be permitted.

Activity Level 1:  Short walks to or from the ticket booth to the boat on flat docks. May include short-sloped gangways and/or 3-4 steps to board and disembark boat.	Activity Level 2:  Short walks to or from the ticket booth to the boat on some docks affected by tides, uneven terrain, and/or occasional large wakes, occasional steps and/or sloped gangways. At low tides, guests may negotiate 55 foot long ramp with 15-20 degree slope.
---	---

THIS FACILITY CAN ACCOMMODATE:

ARGOSY VESSEL or FACILITY**:	Activity Level	Activity	Max. width of entry ramp for all types of wheelchairs	Suitable for Electric Scooter§	Restroom doorway width	Accessible restroom
Celebrations		Guests walk 100 yards from ticket booth to vessel. Portable plastic steps used to board the vessel. Summer step can be 0-8"; Winter steps can be 8-18". 3" step across door thresholds.	26"	Limited **	26"	NO
Champagne Lady		Guests walk 100 yards from ticket booth to vessel. Portable plastic steps used to board the vessel. Summer step can be 0-8"; Winter steps can be 8-18". 3" step across door thresholds. 24 hours notice required for wider stern loading.	26" @ bow 28" @ stern	Limited **	23"	NO
Goodtime 2		Reserve seating near windows available in main cabin.	38"	YES	23"	NO
Goodtime 3		Reserve seating available near optional open-air windows for guests in wheelchairs, as main cabin is fully enclosed.	29"	Limited **	19"	NO
Lady Mary		Reserve seating available near optional open-air windows for guests in wheelchairs. Guests may need assistance over 3" thresholds to open-air bow.	30"	YES	32"	Wheelchair Friendly
Queen's Launch		Guests walk 100 yards from ticket booth to vessel. Narrow and short opening for guests to step through from dock to 3 steps onboard boat. Narrow aisles between benches of 16-23". Restroom has 13" threshold.	32"	Limited **	17"	NO
Royal Argosy		Guests requiring accommodations may request priority seating near a window or the dance floor at the time of reservation. Elevator to upper decks is available -guests must be accompanied by crewmember. For those enjoying a buffet-style meal, assistance by a crewmember may be requested at any time.	Wheelchair Friendly			
Sightseer		Reserve seating available in interior cabin. Threshold step to outdoor bow area is 10"	31"	YES	29"	NO
Spirit of Seattle		Reserve seating available near optional open-air windows for guests in wheelchairs, as main cabin is fully enclosed.	42"	YES	29"	Wheelchair Friendly
Tillicum Village Longhouse		The Longhouse is an accessible building. Guests requiring accommodations may request priority seating at the time of reservation for the dining room. Assistance through the food buffet may be requested at any time.	Wheelchair Friendly			

** For detailed information on accessibility, please contact Vessel Manager.

§ Some electric scooters' low profile may catch on gangways, and the turning radius may be too wide for entry, please call the number above for information.